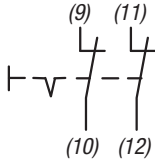
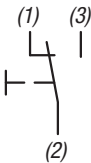
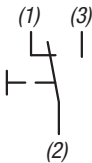
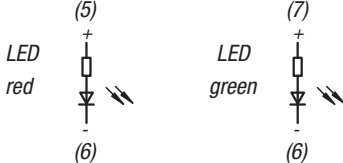
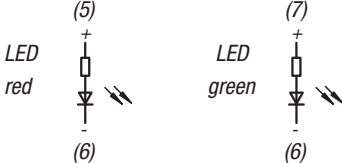
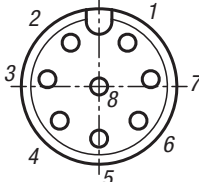
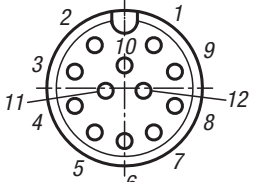


Technical information, tubular handles, with electric switch function



| Type | K1529.180 | K1529.1180 |
|--|--|---|
| Emergency stop (2 NC contacts) | without |  |
| Push button (1 changeover contact) |  |  |
| Red/green LED |  |  |
| Emergency stop | - | 1–42 V AC/DC max. 100 mA |
| Push button | 24 V AC/DC max. 1.5 A | |
| LED operating voltage | 24 V DC | |
| Connection type | 8-pin / M12x1 | 12-pin / M12x1 |
| Pin assignment (view from connector side) |  |  |
| | <ul style="list-style-type: none"> 1) White (WH) 2) Brown (BN) 3) Green (GN) 4) Yellow (YE) 5) Grey (GY) 6) Pink (PK) 7) Blue (BU) 8) Red (RD) | <ul style="list-style-type: none"> 1) Brown (BN) 2) Blue (BU) 3) White (WH) 4) Green (GN) 5) Pink (PK) 6) Yellow (YE) 7) Black (BK) 8) Grey (GY) 9) Red (RD) 10) Violet (VT) 11) Grey-Pink (GY/PK) 12) Red-Blue (RD/BU) |